




RECIPROCATING SDS-MAX FITTING SAW BLADES

ST-RB

SPEC SHEET

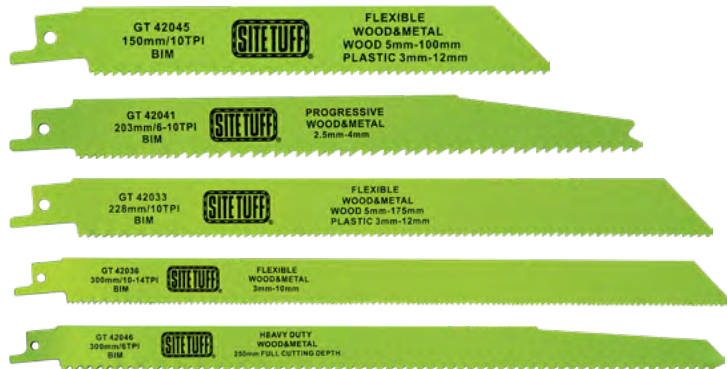
METAL CUTTING



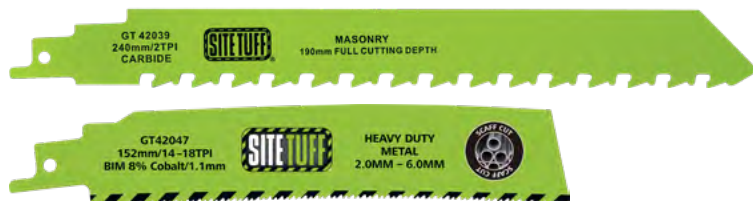
WOOD CUTTING



WOOD & METAL CUTTING



SPECIALIST CUTTING



DESCRIPTION:

Developed for use across the trades, the SiteTuff range of Reciprocating Saw Blades deliver fast, reliable cutting in a wide range of common materials, such as Wood, Nail Embedded Wood, Steel, Non-Ferrous Metals, Plastic and lightweight building blocks.

FEATURES:

Universal 1" S-Shank Fitting, each blade is produced with precision engineering for specific applications to ensure it's optimum performance.

MACHINE SUITABILITY:

Most popular reciprocating saws, including Bosch, Makita, DeWalt, Milwaukee and Erbauer.

USER TIPS:

- Ensure you select the correct blade for your task
- Always wear the appropriate PPE
- Disconnect the power/remove the battery prior to fitting or removing blade
- Adjust the shoe to the desired cutting depth and ensure that it is firmly placed against the material before cutting
- Always use two hands to hold and support the machine whilst in use
- Most reciprocating saws have a variable speed trigger. Start slow and increase the speed as you cut
- Allow the blade to make the cut - Excessive downward pressure will slow the cutting speed and increase the risk of the blade overheating, prematurely blunting the blade
- When cutting metal, a little lubrication oil will aid performance and increase blade life
- When plunge cutting, rest the machine shoe and tip of the blade directly on the material, in line with the cut. Start cutting slowly and increase the speed as the blade penetrates into the material

PACKAGING DETAILS:

Full colour cardboard box.



View Online

✉ sales@premierdiamondproducts.co.uk ☎ +44 (0) 1227 711 555

Another quality product from
Premier Diamond Products
ISO Certified Company

PREMIER
DIAMOND PRODUCTS



Citation ISO Certification
Quality management ISO 9001

Citation ISO Certification
Environmental management ISO 14001

Citation ISO Certification
Occupational Health & Safety ISO 45001

www.premierdiamondproducts.co.uk



RECIPROCATING SDS-MAX FITTING SAW BLADES

PRODUCT DETAILS:

| PART NO. | DIMENSIONS | PACK QTY. | BLADE MATERIALS & THICKNESS | BLADE BODY WIDTH | LENGTH & TPI | MATERIAL APPLICATION |
|----------|------------|-----------|-----------------------------|------------------|----------------|--|
| GT42030 | S1122AF | 5 | BIM/0.96mm | 18mm | 2288mm/24TPI | Flexible Metal Cutting - 0.7mm - 2.0mm |
| GT42031 | S1122BF | 5 | BIM/0.96mm | 18mm | 228mm/14TPI | Flexible Metal Cutting - 2.5mm - 8.0mm |
| GT42032 | S1122EF | 5 | BIM/0.96mm | 18mm | 228mm/18TPI | Flexible Metal Cutting - 1.5mm - 4.0mm |
| GT42033 | S1122HF | 5 | BIM/0.96mm | 18mm | 228mm/10TPI | Flexible Wood & Metal Cutting Wood 5mm - 175mm/Plastic 3mm - 12mm |
| GT42034 | S926CHF | 5 | BIM/1.1mm | 25.4mm | 152mm/8-10TPI | Heavy Duty Metal Cutting - 4.0mm - 12.0mm |
| GT42035 | S1126CHF | 5 | BIM/1.1mm | 25.4mm | 228mm/12TPI | Heavy Duty Metal Cutting - 4.0mm - 12.0mm |
| GT42036 | S1222VF | 5 | BIM/0.96mm | 19mm | 300/10-14TPI | Flexible Wood & Metal Cutting - 3.0mm - 10mm |
| GT42037 | S123XF | 5 | BIM/0.96mm | 19mm | 152mm/8-18TPI | Progressive Metal Cutting - 1.0mm - 8.0mm |
| GT42038 | S1531L | 5 | HCS/1.3mm | 19mm | 240mm/5TPI | Green Wood Cutting - 190mm Full Cutting Depth |
| GT42039 | S1543HM | 1 | Carbide/1.5mm | 25mm | 240mm/2TPI | Masonry Cutting - 190mm Full Cutting Depth |
| GT42040 | S2345X | 5 | HCS/1.2mm | 19mm | 203mm/6-10TPI | Progressive Wood Cutting - 150mm Cutting Depth |
| GT42041 | S3456XF | 5 | BIM/1.25mm | 19mm | 203mm/6-10TPI | Progressive Wood & Metal Cutting - 2.2mm - 4.6mm |
| GT42042 | S644D | 5 | HCS/1.3mm | 19mm | 152mm/6TPI | Coarse Wood Cutting - 100mm Cutting Depth |
| GT42043 | S922BF | 5 | BIM/0.96mm | 19mm | 150mm/14TPI | Flexible Metal Cutting - 2.5mm - 8.0mm |
| GT42044 | S922EF | 5 | BIM/0.96mm | 19mm | 150mm/18TPI | Flexible Metal Cutting - 1.5mm - 4.0mm |
| GT42045 | S922HF | 5 | BIM/0.96mm | 19mm | 150mm/10TPI | Flexible Wood & Metal Cutting - Wood 5mm - 100mm/ Plastic 3mm - 12mm |
| GT42046 | S1411DF | 5 | BIM/1.27mm | 19mm | 300mm/6TPI | Heavy Duty Wood & Metal Cutting - N/A |
| GT42047 | S927BEF | 5 | BIM 8% Cobalt/1.1mm | 25mm | 152mm/14+18TPI | Heavy Duty Metal 2.0mm - 6.0mm |

| | |
|--|----------------|
| | IDEALLY SUITED |
| | OCCASIONAL USE |
| | UNSUITABLE |

| | | ALUMINIUM | CAST IRON | CHIPBOARD | CONSTRUCTION TIMBER | EPOXY | GLASS FIBRE REINFORCED PLASTIC (GRP) | LIGHTWEIGHT BUILDING BLOCKS | MEDIUM DENSITY FIBRE BOARD | NAIL EMBEDDED WOOD | NON FERROUS METALS (COPPER, ZINC, LEAD) | PLASTIC | PLYWOOD | SCAFFOLD BOARD - CLEAN | SCAFFOLD BOARD - METAL EMBEDDED (INC. END STRAPS) | SCAFFOLD TUBE - GALVANISED (ALL THICKNESSES) | STEEL SECTION (PIPE, ANGLE, BOX) | TREE PRUNING/ GREEN WOOD | WOOD - CLEAN HARDWOOD | WOOD - CLEAN SOFTWOOD |
|----------------------|----------|-----------|-----------|-----------|---------------------|-------|--------------------------------------|-----------------------------|----------------------------|--------------------|---|---------|---------|------------------------|---|--|----------------------------------|--------------------------|-----------------------|-----------------------|
| METAL CUTTING | | | | | | | | | | | | | | | | | | | | |
| GT42043 | S922BF | | | | | | | | | | | | | | | | | | | |
| GT42044 | S922EF | | | | | | | | | | | | | | | | | | | |
| GT42034 | S926CHF | | | | | | | | | | | | | | | | | | | |
| GT42037 | S123XF | | | | | | | | | | | | | | | | | | | |
| GT42031 | S1122BF | | | | | | | | | | | | | | | | | | | |
| GT42032 | S1122EF | | | | | | | | | | | | | | | | | | | |
| GT42030 | S1122AF | | | | | | | | | | | | | | | | | | | |
| GT42035 | S1126CHF | | | | | | | | | | | | | | | | | | | |
| WOOD CUTTING | | | | | | | | | | | | | | | | | | | | |
| GT42042 | S644D | | | | | | | | | | | | | | | | | | | |
| GT42040 | S2345X | | | | | | | | | | | | | | | | | | | |
| GT42038 | S1531L | | | | | | | | | | | | | | | | | | | |
| WOOD & METAL CUTTING | | | | | | | | | | | | | | | | | | | | |
| GT42045 | S922HF | | | | | | | | | | | | | | | | | | | |
| GT42041 | S3456XF | | | | | | | | | | | | | | | | | | | |
| GT42033 | S1122HF | | | | | | | | | | | | | | | | | | | |
| GT42036 | S1222VF | | | | | | | | | | | | | | | | | | | |
| GT42046 | S1411DF | | | | | | | | | | | | | | | | | | | |
| SPECIALIST | | | | | | | | | | | | | | | | | | | | |
| GT42039 | S1543HM | | | | | | | | | | | | | | | | | | | |
| GT42047 | S927BEF | | | | | | | | | | | | | | | | | | | |

View Online

✉ sales@premierdiamondproducts.co.uk ☎ +44 (0) 1227 711 555

Another quality product from
Premier Diamond Products
ISO Certified Company

PREMIER
DIAMOND PRODUCTS



www.premierdiamondproducts.co.uk