
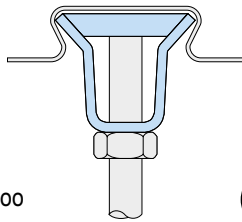


Type MF


Specifically developed for use with MetFloor® 60 and MetFloor® 80 profiles manufactured by Composite Metal Flooring (CMF®).



Bracket: Steel strip, zinc plated + JS500
Wedge: Malleable iron, zinc plated.



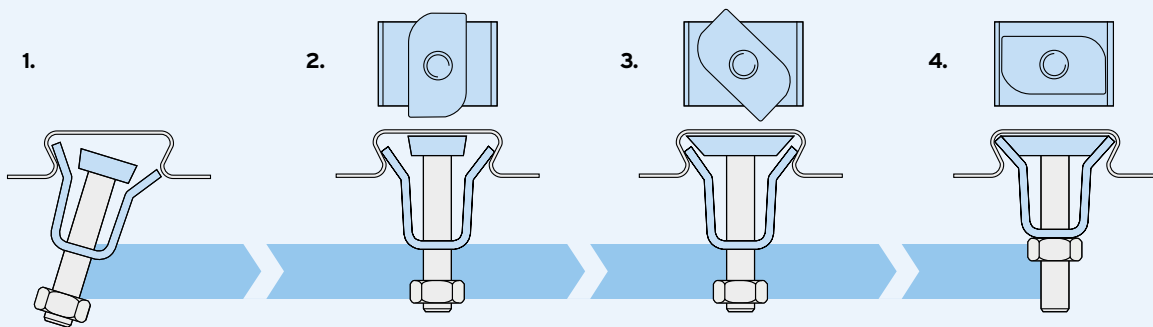
Product Code	Rod min 4.6	Safe Working Load (FOS 3:1)	Tightening Torque Nm
		Tensile / 1 Rod kN	
MF06	M6	1.47	10
MF08	M8	1.47	10
MF10	M10	1.47	10



➤ Although the Type MF is similar in appearance to the Type MW2 (page 64), it should NOT be used in profiles manufactured by Kingspan® Structural Products.



How to install...



- 1) Pre-assemble the bracket and wedge (flat surface facing up) onto the threaded rod and insert one side of the bracket into the re-entrant channel of decking.
- 2) Insert the other side of the bracket into position inside the decking.
- 3) Turn the wedge clockwise until the position in Fig. 4 has been achieved.
- 4) Tighten the nut on the rod to a torque of 10Nm (prevent rod from rotating).

➤ Install the decking fixings after the concrete has been poured and has reached full strength.

➤ If the decking profile is deformed or distorted, do not install the fixing. If in doubt, contact the Technical Support team for advice.



















For Characteristic Resistances when designing a connection to Eurocode 3, please refer to DoP No.017 on the website www.Lindapter.com/About/CE



Compatible Profiles

Lindapter has developed an extensive range of CE Marked decking fixings to ensure optimum compatibility with all major decking profiles.

Components

Lindapter Decking Fixing	Compatible Composite Decking Profile(s)		
Type TR60		Structural Metal Decks (SMD) TR60+ and TR80+	
Type MF		Composite Metal Flooring (CMF®) MetFloor® 60 and MetFloor® 80	
Type MW2 - Multiwedge 2		Kingspan® Structural Products Multideck® 60 and Multideck® 80	
Type AW - Alphawedge		Hare Decking (formerly Richard Lees®) Ribdeck® E60	
Type AMD		Anglian Metal Deck AMD60 and AMD80	
Type COM		Tata Steel ComFlor® 60 and ComFlor® 80	
Type SD2 - Slimdek 2		Tata Steel ComFlor® 225	
Type VN		Fits several profiles including: AMD54 (AMD), R51+ (SMD), ComFlor® 51+ (Tata Steel), Holorib® (Hare Decking), Superib® (Hare Decking), Multideck® 50 (Kingspan®) and MetFloor® 55 (CMF®).	

Also available

Type TC - Toggle Clamp		Designed for: Service suspension from pre-cast hollow core slabs (minimum core depth of 75mm) as well as Structural Hollow Section (SHS), steel sheeting or purlins.	
-------------------------------	---	--	---